

# Orca Global Disruption Fund Fact sheet – October 2024

## Investment criteria

The Investment Manager will target approximately 10-30 investments (primarily listed companies) which may exhibit some, or all of the following characteristics:

- ✓ Growth potential
- ⚡ Ability to disrupt existing markets and businesses
- 🔧 Ability to utilise new technology to disrupt
- 🛡 Scalability
- 📈 Appropriate capital structure to fund research and development, as well as growth

## Key fund facts

NUMBER OF STOCKS <b>Approx. 10-30</b>	CASH PERCENTAGE <b>2-50%</b>	HEDGED OR UNHEDGED <b>Unhedged</b>	BENCHMARK* <b>MSCI ACWI Index (Net)</b>
DISTRIBUTION FREQUENCY <b>Annually</b>	UNIT PRICE See website for daily unit price updates	MINIMUM INITIAL INVESTMENT AMOUNT <b>\$5,000</b>	BUY/SELL SPREAD <b>0.20/0.20%</b>
MANAGEMENT FEE INC. NET EFFECT OF GST <b>1.45%</b> (of the Net Asset Value of the Fund)	PERFORMANCE FEE <b>No</b>	WEBSITE/PDS/IB/TMD <a href="http://orcafunds.com.au">orcafunds.com.au</a> <a href="#">PDS</a> <a href="#">IB</a> <a href="#">TMD</a>	Please scan here to view the website



\*The Orca Global Disruption Fund is designed in a benchmark unaware manner. The Investment Manager believes the MSCI ACWI index is appropriate for comparison purposes only. Please refer to notes on the next page for more details.

## Performance table\*

Fund performance	1 Month	3 Months	6 Months	1 Year	3 Years (p.a.)	5 Years (p.a.)	7 Years (p.a.)	Since Inception(p.a.)
Orca Global Disruption Fund	5.6%	6.0%	15.2%	56.1%	4.1%	15.1%	14.6%	15.8%
MSCI ACWI Index (Net, AUD)	3.5%	2.3%	9.9%	28.9%	10.5%	12.3%	12.1%	12.9%
Excess Return	2.1%	3.7%	5.3%	27.3%	-6.5%	2.8%	2.6%	2.9%



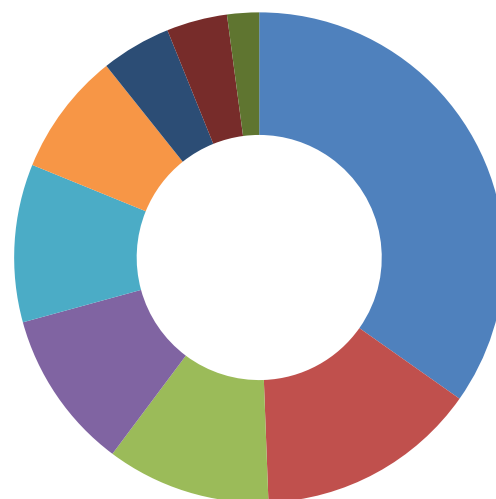
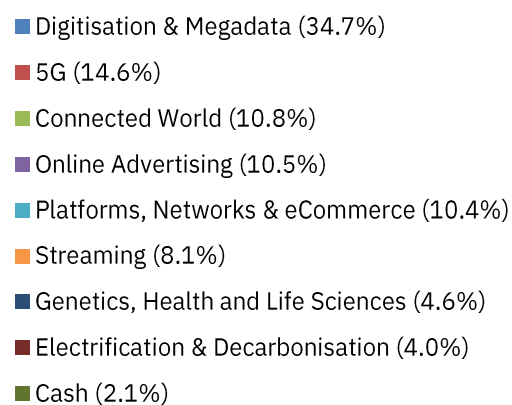
## Portfolio top 10 holdings\*

Name	GICS Sector
Advanced Micro Devices	Information Technology
Alphabet	Communication Services
Amazon.com	Consumer Discretionary
Meta Platforms	Communication Services
Microsoft	Information Technology
Netflix	Communication Services
On Semiconductor	Information Technology
Qualcomm	Information Technology
Salesforce	Information Technology
TSMC	Information Technology

**Notes:** \* Data as at 31 October 2024 unless stated. Loftus Peak Pty Limited replaced Orca Funds Management as the Investment Manager of the Orca Global Disruption Fund on 1 March 2024. Unit price (exit) at 31 October 2024: \$3.1586. Fund size: \$166.9 million. Numbers may not sum due to rounding. Past performance is not indicative of future performance. All returns are total returns, inclusive of reinvested distributions and net of fees and costs using net asset value per unit from inception to, and including, 31 January 2021 and exit unit price from this date. Inception 25 July 2017. The data source for the Fund's benchmark was changed from Bloomberg to MSCI effective 29 February 2024. All data prior to this date remains unchanged.

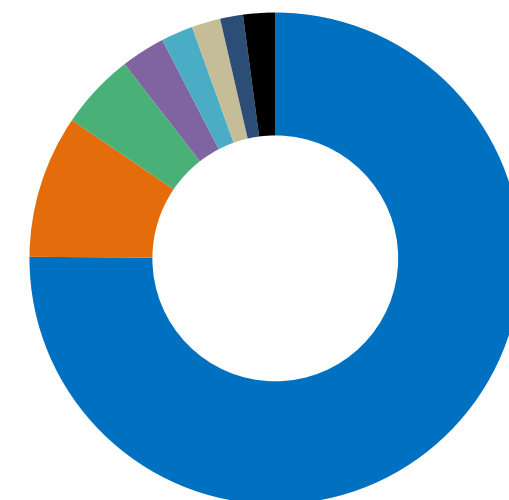
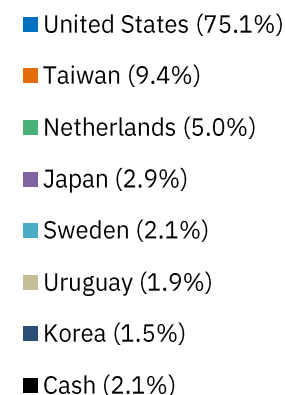
**Benchmark selection:** The Orca Global Disruption Fund is designed in a benchmark unaware manner. The Investment Manager believes the MSCI ACWI index is appropriate for comparison purposes given the Fund invests in companies across a range of industries including technology, renewable energy, consumer, communication services and healthcare. The risk/return profiles of the Fund and benchmark differ due to differences in the constituents of each. The Fund's objective is to provide investors with capital growth over the long-term through exposure to companies that benefit from disruptive innovation – in or from any industry/sector, including emerging market listed investments.

## Thematic exposure\*



Source: Investment Manager

## Country exposure\*



Source: Bloomberg, Country of Domicile.

## Meet the Manager



**Raymond Tong**

Head of Research



**Harry Morrow**

Senior Investment Analyst

The Orca Global Disruption Fund is managed by Loftus Peak, appointed 1 March 2024. For more information on Loftus Peak and the team click [here](#).

## TMD

This fund is appropriate for investors with “High” risk and return profiles. A suitable investor for this fund is prepared to accept high risk in the pursuit of capital growth with a medium to long investment timeframe. Investors should refer to the [TMD](#) for further information.



## View our latest reports + platform footprint

please scan here



## Disclaimer

This report has been prepared and issued by Loftus Peak Pty Limited (Investment Manager) (ACN 167 859 332, AFSL 503 571), as investment manager for the Orca Global Disruption Fund (Fund) (ARSN 619 350 042). The Trust Company (RE Services) Limited (ABN 45 003 278 831, AFSL 235150) is the Responsible Entity of the Fund. You should consider the product disclosure statement (PDS) and target market determination (TMD), prior to making any investment decisions. For further information on the Fund please refer to the PDS and Target Market Determination which is available at [loftuspeak.com.au](https://loftuspeak.com.au) or call us on +61 2 9163 3333.

This report may contain general advice. Any general advice provided has been prepared without taking into account your objectives, financial situation or needs. Before acting on the advice, you should consider the appropriateness of the advice with regard to your objectives, financial situation and needs.

Past performance is not a reliable indicator of future performance. Future performance and return of capital is not guaranteed. The information may be confidential and is intended solely for the addressee. If you are not the intended recipient, any use, disclosure or copying of this information is unauthorised and prohibited.

This report may contain statements, opinions, projections, forecasts and other material (forward-looking statements), based on various assumptions. Those assumptions may or may not prove to be correct. The Investment Manager, Responsible Entity and its advisers (including all of their respective directors, consultants and/or employees, related bodies corporate and the directors, shareholders, managers, employees or agents of them) (Parties) do not make any representation as to the accuracy or likelihood of fulfilment of the forward-looking statements or any of the assumptions upon which they are based.

Actual results, performance or achievements may vary materially from any projections and forward-looking statements and the assumptions on which those statements are based. Readers are cautioned not to place undue reliance on forward-looking statements and the Parties assume no obligation to update that information.

The Parties give no warranty, representation or guarantee as to the accuracy, completeness or reliability of the information contained in this report. The Parties do not accept, except to the extent permitted by law, responsibility for any loss, claim, damages, costs or expenses arising out of, or in connection with, the information contained in this report. Any recipient of this report should independently satisfy themselves as to the accuracy of all information contained in this report.

**MSCI indices source:** MSCI. Neither MSCI nor any other party involved in or related to compiling, computing or creating the MSCI data makes any express or implied warranties or representation with respect to such data (or the results to be obtained by the use thereof), and all such parties hereby expressly disclaim all warranties of originality, accuracy, completeness, merchantability or fitness for a particular purpose with respect to any such data. Without limiting any of the foregoing, in no event shall MSCI, any of its affiliates or any third party involved in or related to compiling, computing or creating the data have any liability for any direct, indirect, special, punitive, consequential or any other damages (including lost profits) even if notified of the possibility of such damages. No further distribution or dissemination of the MSCI data is permitted without MSCI’s express written consent.